

Unit 8 Test Review

Name _____ Date _____

Draw a 3-sided shape.

What is the name of
your shape?

Draw a 4-sided shape.

What is the name of
your shape?

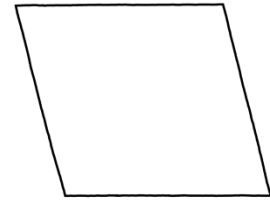
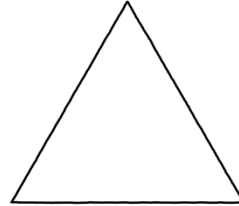
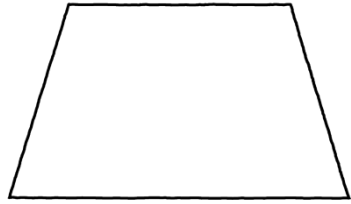

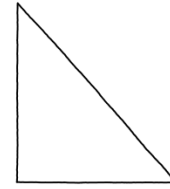

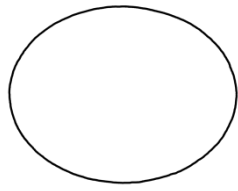
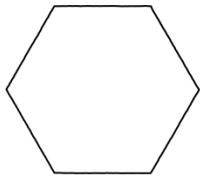
Draw a 3-sided shape with
one right angle.

What is the name of
your shape?


Draw a 4-sided shape with
4 right angles.

What is the name of
your shape?

Circle the shapes that have parallel lines.




Describe the shape below. Use the words *sides* and *angles*.



What is the name of the shape? _____

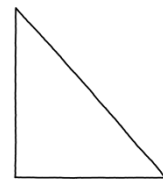
Partition this shape into 2 equal rows .
Divide each row into 2 same-size squares.



How many squares did you draw? _____

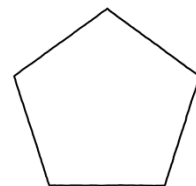
This shape has _____ sides and _____ angles.

This shape's name is _____.



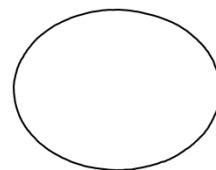
This shape has _____ sides and _____ angles.

This shape's name is _____.



This shape has _____ sides and _____ angles.

This shape's name is _____.



Marcy drew a picture with 5 rows of stars with 2 stars in each row.

- Draw an array to show Marcy's picture.

- How many stars did Marcy draw? _____ stars

- Write a number model for the array.

There were 3 rows of desks in our classroom with 4 desks in each row.

- Draw an array of the desks.

- How many desks were in the classroom? _____ desks

- Write a number model for the array.
