


Spinner Seed Pod - Directions

Page 1 of 2


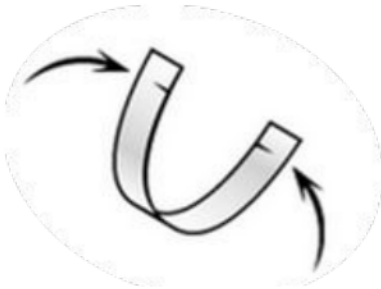
This seed pod spins through the air as it falls, just like the seeds of a Tree of Heaven.

Here's what you do:

1. Write your name on the Spinner.
2. Cut along the solid lines of your Spinner pattern to make a strip that looks like this:



3. Slip the slot at one end into the slot at the other end. You'll make something that looks like a little fish, with the seed at the nose of the fish.



4. Your Spinner is ready to fly. Hold it sideways and drop it to watch it spin to the floor.
5. Does dropping the Spinner with its nose pointing down change the way it falls? How about dropping it with its nose pointing up? Figure out which way you want to drop the Spinner when you are trying to avoid the Zone of Darkness.

Spinner Seed Pod

(includes four extras)

