


# October Free Time Packet



Name \_\_\_\_\_

*Maia*



Name \_\_\_\_\_


Skill: Reading comprehension

# Trick-or-Treat Safety Tips

Read the sentences. Complete the puzzle using words from the Word Box.

### Word Box

- candy
- flashlight
- best
- check
- sidewalk
- mask
- adult
- corners



### Across

1. Always cross the street at \_\_\_\_\_.
3. Do not eat your \_\_\_\_\_ until you get home.
7. If you trick-or-treat in the dark, carry a \_\_\_\_\_.


### Down

1. Have an adult \_\_\_\_\_ your candy.
2. If there is no \_\_\_\_\_, walk facing traffic.
4. Trick-or-treat with an \_\_\_\_\_.
5. It's \_\_\_\_\_ to trick-or-treat while it's still light out.
6. Wear makeup instead of a \_\_\_\_\_.









Brainwork! Draw a picture of yourself following one of these safety tips.

# Halloween Night



Put a (✓) in each box after you follow the directions.

- Draw an  in the tree.
- Draw a  in the bottom right window.
- Draw a black  by the bush.
- Draw two  in the sky.
- Draw a  hanging in the bottom left window.
- Draw a  in the top window.
- Draw yourself at the door dressed in a costume.
- Color the picture.


F	R	O	S	T	T	R	E	A	T
R	H	A	R	V	E	S	T	K	D
I	G	O	B	A	T	P	E	L	P
G	H	R	U	M	O	O	N	W	U
H	O	A	B	P	C	O	X	I	M
T	S	N	G	I	A	K	D	T	P
E	T	G	O	R	T	R	I	C	K
N	S	E	B	E	S	O	M	H	I
C	H	A	L	L	O	W	E	E	N
G	R	J	I	D	B	L	A	C	K
F	L	Y	N	P	S	C	A	T	F

- cat
- Halloween
- pumpkin
- witch
- bat
- owl
- ghost
- spook
- frighten
- fly
- goblin
- moon
- harvest
- vampire
- trick
- treat
- orange
- black
- frost

Can you find these October words?

They may be found by going down or across.

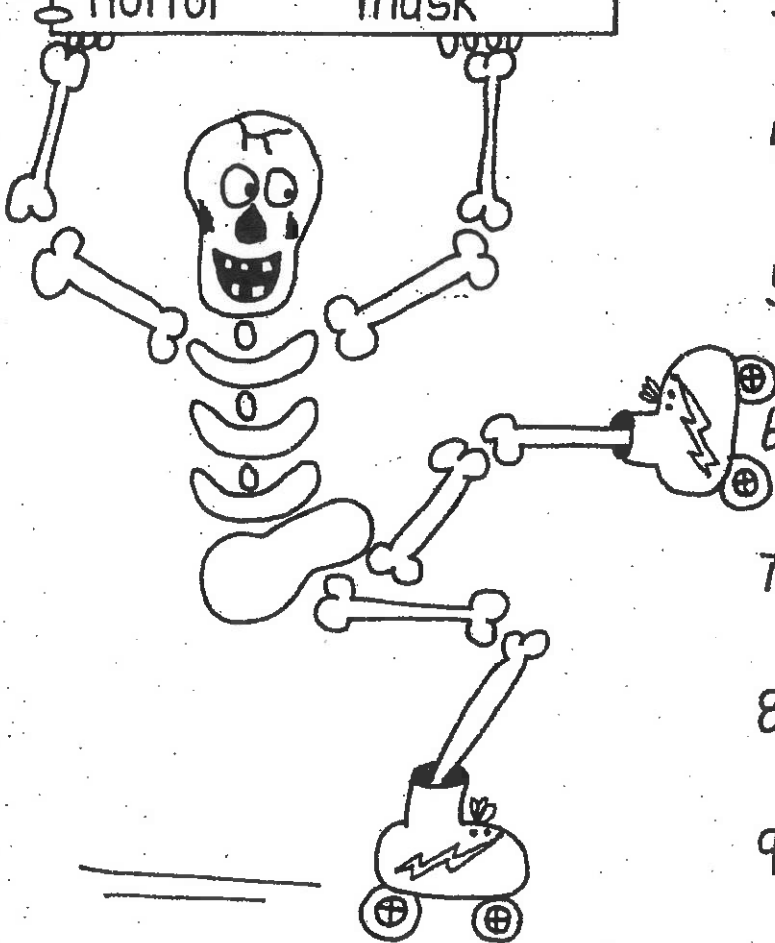
Circle the words as you find them.



# Skating Skeleton Scramble

Unscramble the letters to spell these spooky Halloween words.

yell	witch
moon	costume
ghosts	October
skeleton	scary
horror	mask



1. hssgot

\_\_\_\_\_

2. ousmcte

\_\_\_\_\_

3. cyasr

\_\_\_\_\_

4. elyl

\_\_\_\_\_

5. omno

\_\_\_\_\_

6. ceo0trb

\_\_\_\_\_

7. eektnslo

\_\_\_\_\_

8. kmsa

\_\_\_\_\_

9. oohrrr

\_\_\_\_\_

10. icwth

\_\_\_\_\_

# HAUNTED HUNT



- trick
- skeleton
- Halloween
- ghost
- monsters
- candy
- pumpkin
- witch
- boo
- bat
- treat
- goblin
- cat
- mask

W	I	T	C	H	T	U	S	M	G
B	M	J	B	B	S	H	K	O	O
H	A	L	L	O	W	E	E	N	B
T	S	Q	M	O	U	R	L	S	L
X	K	M	B	A	T	V	E	T	I
C	A	N	D	Y	Z	O	T	E	N
P	U	M	P	K	I	N	O	R	C
G	H	O	S	T	B	Z	N	S	A
T	R	I	C	K	T	R	E	A	T

Circle the 14 hidden ghost words in the puzzle. Check off each word as you find it.


Directions for use found on page 20 in the Resource Guide.

# Halloween Beauty

Find these Halloween words in the puzzle below. Look across and down, forward and backward, for each word. Circle the words when you find them.

haunt  
treat  
spooky  
spider  
trick  
groan  
candy

brew  
scare  
bewitch  
tombstone  
scream























Name \_\_\_\_\_







Skill: Number patterns







# Pumpkin Patch







A.      

B.      

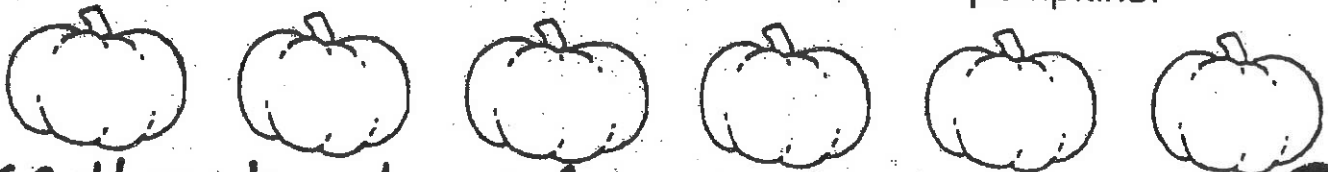
C.      

D.      







E.      

F.      

Make up your own number pattern. Write it on these pumpkins.




Use these ↓ numbers to fill in the blank boxes above.

					
---	---	---	--	---	---

Who-o-o can find these sums?

- Color 11 brown
- 12 green
- 13 orange
- 14 yellow



**Brainwork!** On the back write 10 or more problems with the sum of 15.

Name \_\_\_\_\_

# FRIGHTENING FRACTIONS

A **fraction** is a part of a whole or group. For example, "Color  $\frac{2}{3}$  of the squares" is another way to think of "Color 2 out of 3 squares."

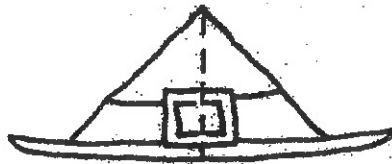
1. Color  $\frac{4}{5}$  (4 out of five) of the cats black.




2. Color  $\frac{2}{3}$  (2 out of 3) of the jack-o'-lanterns orange.




3. Color  $\frac{1}{2}$  (1 out of 2 parts) of the witch's hat purple.



4. Color  $\frac{6}{8}$  (6 out of 8) of the spiders red.




5. Color  $\frac{1}{4}$  (1 out of 4) of the ghosts green.



6. Write your own Frightening Fraction problem for your partner.

# FLY BY NIGHT

Connect the dots from 1 to 85 to find an animal that flies at night.



54

55

53

52

61

51

50

65

62

64

66

56

63

67

57

58

59

73

49

48

Start

2

3

4

6

8

5

7

9

10

11

43

44

45

46

47

68

72

74

69

76

71

70

75

77

78

79

80

41

81

85

40

42

12

84

39

82

38

36

34

13

35

14

15

16

17

18

19

20

21

22

26

28

29

30

31

32

33

37

83

24

23

25

27

Who am I?  
I'm a \_\_\_\_\_

Look closely at the dots below.  
Find and trace another flying creature.