













# Remote Learning Lesson Plan - Room 10

Tuesday, 5/26/2020

\*Each day: Continue reading. AR quizzes are available at home.

\*Classlink houses many educational websites that you can utilize to supplement your child's studies over the next week. Check out <http://pcr10.weebly.com/learning-links.html> and <http://pcr10.weebly.com/remote-learning-lesson-plans> for additional learning links and password hints.

Daily Attendance		<p>Take a look at Mrs. Choi's Art Padlet:  <a href="https://lcsd2020.padlet.org/raissachoi1/5gstqgnou9gp">https://lcsd2020.padlet.org/raissachoi1/5gstqgnou9gp</a>.</p> <p>After looking at her posts, create your own doodle art piece and post it on this padlet link:  <a href="https://lcsd2020.padlet.org/raissachoi1/d7ao30rmmi6f2avb">https://lcsd2020.padlet.org/raissachoi1/d7ao30rmmi6f2avb</a></p>
Reading	 	<p>Daily Language Week 36, Day 1 and 2</p> <p>Family Tree:</p> <ul style="list-style-type: none"> <li>Video: Me and My Family Tree by Joan Sweeney  <a href="https://www.youtube.com/watch?v=O-sls-CzzlQ">https://www.youtube.com/watch?v=O-sls-CzzlQ</a></li> <li>Fill out your "My Family Tree" diagram</li> </ul>
Language Arts	 	<p>Sutton Practice Book</p> <ul style="list-style-type: none"> <li>Unit 27 - Homographs (p.105)</li> </ul> <p>Handwriting: Printing Power p.42,43,44</p>
Brain Break (optional)		<p>Choose a video at GoNoodle.  <a href="https://family.gonoodle.com/">https://family.gonoodle.com/</a></p>
Writing	 	<p>Around the world: Kenya</p> <ul style="list-style-type: none"> <li>Print and color the pictures for our travel book. You may refer to my sample picture for color choices on the flag.</li> <li>Edit your letter! Open your rough draft document from last week. Check for my comments, and look for places where you can strengthen your writing by adding more detail and correcting mistakes.</li> </ul>
Math	 	<p>Daily Math Week 36, Day 1 and 2</p> <p>Unit 9 Test Review</p> <ul style="list-style-type: none"> <li>Print and complete Math Unit 9 Test Review PDF</li> <li>Optional Zoom Meeting at 2:00pm to review answers</li> </ul>
Social Studies	 	<p>Geography Skills Notebook #85-86</p> <ul style="list-style-type: none"> <li>Write answers in complete sentences.</li> </ul> <p>My Inventor Pop-Up Book:</p> <ul style="list-style-type: none"> <li>Repeat last week's steps to glue in the pictures and write the words for Thomas Edison. Check Google Classroom for your rough draft and if you are missing pictures. (Scroll way down to the bottom...you may even need to click "View more.")</li> </ul>